

# ACTIVPRIMARY 3.0 MAC

## PRODUCT SPECIFICATIONS – ACTIVPRIMARY 3.0 MAC

<b>Packaging and Licensing</b>	A component of the Activclassroom, Special Edition and Large Venue Edition
Application CD Includes	Activprimary Application
	Activdriver
	Activtablet driver
	Flash Player, Smile, AV Doctor
	Hasp software
	User Manual
Resource CD's	15,000+ resources ( <b>includes new page templates and 41 Flash Gadgets and Widgets</b> )
Serial Number	On inside of CD case
Licensing	<b>Permission to load software on one host computer connected to an Activboard. Additionally, all employees of the purchasing institution (school or district) may load the software on their computers for lesson preparation.</b>

### Features (new features/elements in bold)

<b>Universal Binary Architecture</b>	Universal Binary application and driver allow for maximum performance of Activboard and Activprimary Intel MACs: Activprimary v3 runs native on both MAC Intels and MAC Powerpc.v3 running up to four time faster on these machines.
<b>Built-in Software Management</b>	<b>Online access to automatic software updates vial dashboard. Software can be configured to prevent users from installing these updates for more controlled management.</b>
<b>Dashboard</b>	<b>Provides quick access to commonly used software features, hardware configuration, and direct access to online services including tech support, training and Promethean Planet for best practices information and immediate download of state-correlated lessons.</b>
<b>Lesson Development</b>	<b>Point-and click programming: More than 100 object actions available for creating self-checking and other interactive activities: show/hide objects, append text, increase number, restrict movement and rotation of objects, make lines and objects, act as blockers, create containers, etc.</b>
	<b>Text may be added to the page simply by typing-no need to select text tool.</b>
	<b>Text format painter option allows for text formatting to be copied and applied to any text object.</b>
	Page Organizer allows for reorganization and deletion of pages within a single flipchart.
	Hyper linking allows launching of almost any file, URL or application from the flipchart page.
	Camera tool takes area, freehand, point-to-point, full-screen snapshots.
	Color picker allows customization of color swatches on toolbar to match any color contained on the flipchart page.
	Snap-to-grid provides for easy alignment of text or objects on a page.

# ACTIVPRIMARY 3.0 MAC

## PRODUCT SPECIFICATIONS – ACTIVPRIMARY 3.0 MAC

<b>Lesson Development (Cont'd.)</b>	Text tool allows for direct entry of text onto flipchart page, including formatting options.
	Multiple image formats, including Vector graphics are supported.
	Objects can be layered (up to 3 layers), and reordered within layers (front to back)
	Objects can be moved or copied from one flipchart page to another.
	Images and objects remain visible while being moved.
	Objects can hold user-defined properties, including sounds, links to files or flipchart pages, or links to Activstudio tools.
	<b>Instant Grouping tools allows for selected objects to be grouped with one click.</b>
	Sound Recorder allows for user-recorded sounds to be incorporated into flipcharts and immediately saved to the Resource Library.
	Backgrounds can be created, exported and saved for frequent use.
	Each page can contain notes such as explanation of page activity, directions to other teachers, and can be printed with the flipchart pages.
	Flipchart Time Stamp adds date and time to flipchart pages for convenient tracking.
	Unlimited Undo and Redo buttons provide maximum flexibility to experiment during lesson creation.
<b>Lesson Delivery</b>	Pen, Highlighter and Eraser tools include choice of thickness through slider, or preset widths. Color swatches for pen and highlighter may be added, removed or customized.
	<b>Access Pen Modifiers tool allows for quick access to toolbox with straight line, circle, ellipse, arc, arrow, point-to-point and callout tools. Each pen modifier is also available as a separate tool.</b>
	Reveal tool provides 4-way direction for use over flipchart or desktop (up and down, side to side and in any color).
	Spotlight tool options include ellipse, rectangle or inverse spotlight with variable transparency.
	Page scaling provides the ability to hide resources, and drag them into view during lessons. as well as allows users to work with all tools on either very large or small scales
	Individual words can be colored with fill tool or extracted (deconstructed) from a text passage.
	Page List mode provides a thumbnail picture of each page, allowing for easy navigation through a flipchart.
	Transition effects between flipchart pages are customizable.
	Clear Screen option allows users to clear their choice of elements from a page, including background, picture objects or annotations. Optional setting allows for cleared objects to be “vacuumed” off of the page and into the onscreen trash can.
	Desktop annotation feature allows users to seamlessly switch between a live application and annotation, without losing annotations.
	Handwriting recognition is available in two modes. One converts drawn shapes as well as hand-written numbers and words-both cursive and manuscript. The other is designed specifically for young students to check their work prior to adding a word to a flipchart page.

# ACTIVPRIMARY 3.0 MAC

## PRODUCT SPECIFICATIONS – ACTIVPRIMARY 3.0 MAC

<b>Lesson Delivery (Cont'd.)</b>	Page reset reverts any page to its originally saved version.
	The XY Origin tool allows users to place a center of rotation origin point anywhere on the page, forcing objects to rotate around that point when selected.
	Flash files with rollovers may be incorporated/embedded into lessons, and rollovers activated with the Activpen.
	Onscreen keyboard provides convenient access for entering text during lessons.
	Onscreen trash can provides drag-and-drop deletion of objects from page.
	Shadow effects can be turned on to provide a 3-d appearance to all objects on a page.
	<b>Gesture wheel allows for activation of any Activprimary function by switching on your favorite tool or even saving your document without clicking on any icons. Simplify the software so that it does exactly what you want.</b>
	<b>Object Edit toolbox (new icon) a transparency slider allows you to make images more or less translucent. Two new buttons allows you to arrange your images, sending them to the back or front of a group images.</b>
<b>Power Tools</b>	<b>Page Zoom tool focuses on specific area of the page</b>
	<b>Object Edit toolbox (new icon): a transparency slider allows you to make images more or less translucent. Two new buttons allow you to arrange your images, sending them to the back or front of a group of images.</b>
	Real working ruler (cm, mm, or inches) allows for measuring and drawing straight lines at any angle with the pen or highlighter. Ruler may be rotated and shortened or lengthened. Degree of rotation may be turned on or off.
	Real working protractor (half or full) allows for measuring and drawing angle segments using the pen or highlighter. Protractor may be rotated or sized. Degree of rotation may be turned on or off. Segments can be set to filled or unfilled.
	Rolling dice tool provides random number generation (up to 5), with the ability to paste number sum onto the page.
	Fraction creator recognizes hand-written fractions and converts to text. <b>Fraction creation tools options are now available so your fractions can be made of numbers and/or letters.</b>
	On-screen calculator displays formula and outputs to flipchart page.
	Digital and Analog clock perform count-down and count-up with sounds and actions.
	Ticker Tape displays user-defined information that may be customized to scroll across the top, middle or bottom of the screen.
<b>Resource Library</b>	<b>New icons-folders are available containing flipchart pages, videos, and sound</b>
	15,000+ metatagged teaching resources, all searchable by key word within Activprimary (images, backgrounds, lessons, sounds, shapes, lines, grids, annotations, Flash activities). Search option includes all resources in Activprimary, on local drive, or server.

# ACTIVPRIMARY 3.0 MAC

## PRODUCT SPECIFICATIONS – ACTIVPRIMARY 3.0 MAC

<b>Resource Library (Cont'd.)</b>	Complete sample lessons across all grade levels and subject areas
	Lesson-building templates for creating whole-group assessment pages (voting buttons, question/page layouts, backgrounds)
	Ability to add resources to personal library and key word through drag-and-drop
	Ability to customize personal library folder structure and add/delete resources from inside Activprimary
	<b>Pack and Go Resources provide ability to instantly “pack up” or import a customized set of resources using the Activresource Manager for easy sharing of resources across the district.</b>
	Rubber Stamp option to quickly add multiple copies of the same resource onto the page
	Activresource Manager provides thumbnail views of all resources, ability to quickly edit key words and organize Resource folders.
	<b>More than 100 click-and-edit page templates for building lessons incorporating polling and opinion-sharing, analysis and classification, group discussion frames and graphic organizers, confidence checking and reflection planning calendars, lined and grid backgrounds, multiple choice questioning, multimedia activities.</b>
	<b>41 new flash Gadgets and Widgets including educational games, timers, number generators-drag and drop onto page</b>
<b>Activote Integration</b>	Voting sessions are controlled from the Activote Tool on the Main Toolbar, either within Activprimary, or on top of other applications.
	Question Master allows for assessment items to be created quickly and saved for future lessons.
	Any flipchart page can be easily transformed into a question page by right-clicking to display question settings.
	Voting sessions may be conducted with either Ad-Hoc or pre-prepared questions.
	Voting sessions may be conducted in either Anonymous or Named mode.
	Results are displayed graphically by right/wrong, by answer, or by student, including response times if desired. Results may be pasted directly onto the flipchart page, or hidden and reopened later.
	Customizable Activote settings include timed questions, display options, and whether or not a response can be changed once entered.
	Activote devices are registered and named easily from within Activprimary
	Activote results are conveniently exported from the Main Toolbar to text or Excel formats.
	Radio frequency operation does not require user to point hand-held voting devices in any specific direction.
<b>Activslate Integration</b>	Activslates are registered for use from the Main Toolbar once the Activslate tool has been added.
	Multiple Activslates are turned on and off by the user with the Activslate controller tool.
	Radio frequency operation does not require user to point the device in any specific direction.
	Rechargeable battery and automatic shut-off feature conserve energy.
	Activpen is interchangeable between board for lesson delivery, and use with Activslate.

# ACTIVPRIMARY 3.0 MAC

## PRODUCT SPECIFICATIONS – ACTIVPRIMARY 3.0 MAC

<b>Computer Requirements</b>	Software is designed to work on a stand-alone computer. Operation of Activboard requires installation of driver found on Activstudio or Activprimary application CD. The most current driver can be found on the US Promethean website. User with administrator/privileged access rights required to install driver and software.
Minimum	Macintosh minimum: MAC OS 10.2.8, 128 MB Ram, 8 MB VRAM, G3 350 Mhz Processor, 800x600 resolution, 1 GB of free disk space for full installation.
Recommended	Mac OS 10.4, 256 MB Ram, 32 MB VRAM, G4 800 Mhz Processor, 1024 x 768 resolution, 1000 MB or 1 GB free disk space for full installation. Spotlight search requires Mac OS 10.4 or higher.
<b>Upgrades</b>	Upgrades are currently provided free of charge to customers. Most upgrades are available on the Promethean website as Patch updates. This policy is subject to change without notification.
<b>Support and Training Options</b>	<ul style="list-style-type: none"><li>✓ User and Training Guides for components of the Activclassroom are included on the application CDs, as well as the US Promethean website.</li><li>✓ To Access free on-line lessons for both Activstudio and Activprimary go to <a href="http://www.atomiclearning.com">www.atomiclearning.com</a>.</li><li>✓ Become a member of Promethean Planet at <a href="http://www.prometheanplanet.com">www.prometheanplanet.com</a> (on-line tutorials, user forum, additional lessons, ideas from other users).</li><li>✓ On-site training options for Activstudio are also available by contacting your Promethean representative.</li><li>✓ Technical support: <a href="mailto:support@us.prometheanworld.com">support@us.prometheanworld.com</a>, or (888-652-2848).</li></ul>

# ACTIVPRIMARY 3.0 MAC

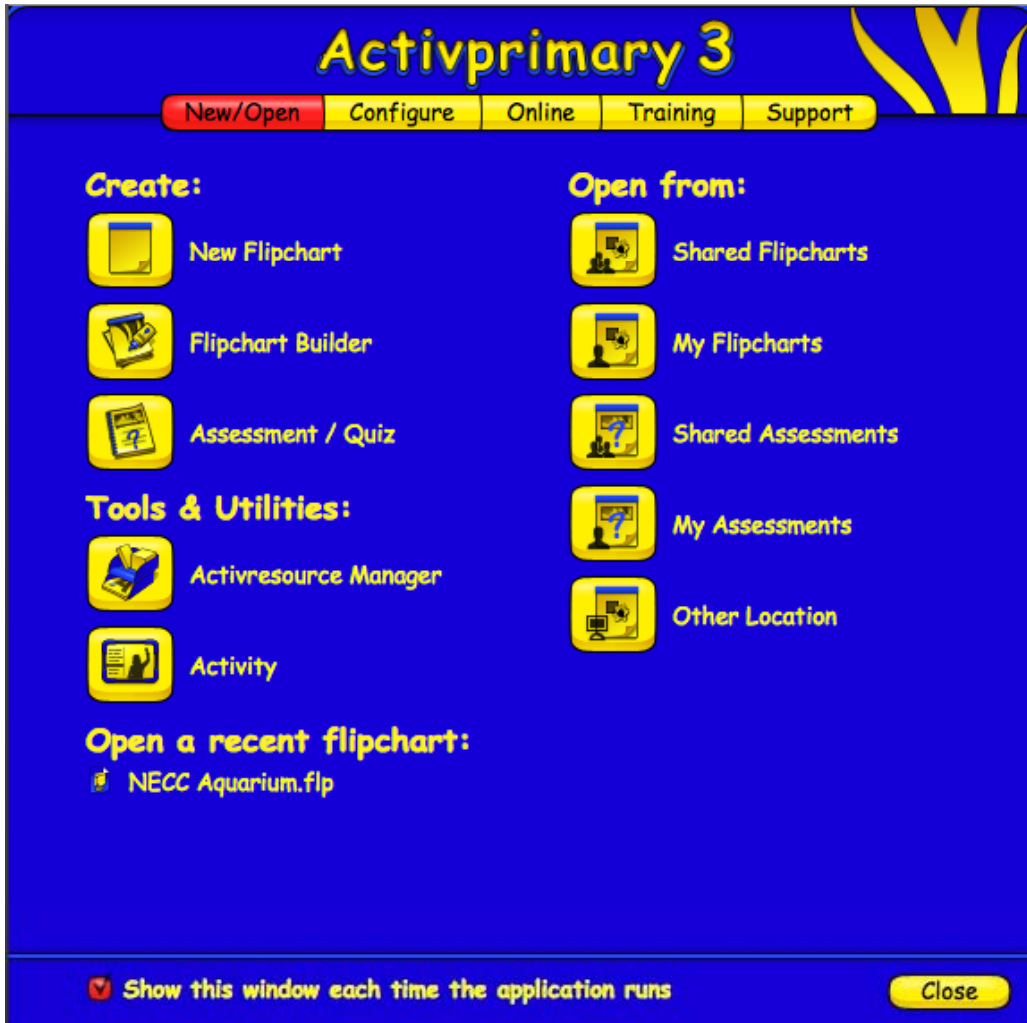
PRODUCT SPECIFICATIONS – ACTIVPRIMARY 3.0 MAC

## Product Screen Shots: Toolbar and Resources



# ACTIVPRIMARY 3.0 MAC

PRODUCT SPECIFICATIONS – ACTIVPRIMARY 3.0 MAC



Dashboard

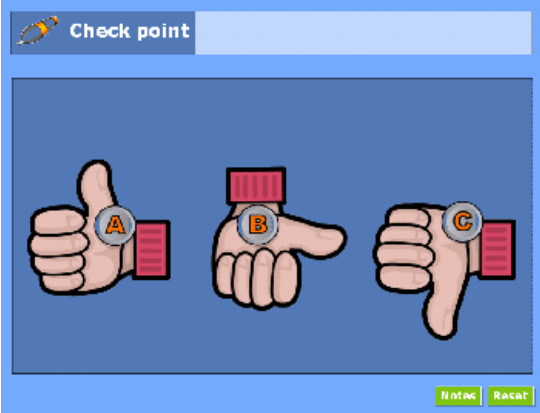




Drawing Tools

# ACTIVPRIMARY 3.0 MAC

## PRODUCT SPECIFICATIONS – ACTIVPRIMARY 3.0 MAC

### Click and Edit Page Templates

<p><b>Higher Order Questioning</b></p>  <p>The screenshot shows a template titled "Higher Order Questioning". At the top, there is a blue header bar with a pencil icon and the text "click and edit". Below this is a grid with two rows and three columns. The top row has three green boxes, each labeled "edit" and containing a circular button with the letter A, B, or C. The bottom row has three white boxes, each labeled "edit" and containing a circular button with the letter D, E, or F. At the bottom right of the grid are two buttons: "Notes" and "Reset".</p>	<p><b>Confidence Checking and Reflection</b></p>  <p>The screenshot shows a template titled "Confidence Checking and Reflection". At the top, there is a blue header bar with a pencil icon and the text "Check point". Below this is a large blue area containing three cartoon hands. The first hand is a thumbs-up with a circular button labeled "A". The second hand is a hand with the index finger pointing right with a circular button labeled "B". The third hand is a thumbs-down with a circular button labeled "C". At the bottom right are two buttons: "Notes" and "Reset".</p>
<p><b>Group Discussion Frames and Organizers</b></p>  <p>The screenshot shows a template titled "Group Discussion Frames and Organizers". At the top, there is a blue header bar with a pencil icon and the text "Instructions". Below this is a blue bar with the text "Activity:". The main area is divided into four white boxes arranged in a 2x2 grid. The top-left box is labeled "First we...", the top-right box is labeled "Next we...", the bottom-left box is labeled "Then we...", and the bottom-right box is labeled "Finally we...". At the bottom right are two buttons: "Notes" and "Reset".</p>	<p><b>Lesson Structure and Objective Sharing</b></p>  <p>The screenshot shows a template titled "Lesson Structure and Objective Sharing". At the top, there is a blue header bar with a pencil icon and the text "Objective". Below this is a list of six numbered items, each with a colored bar and a right-pointing arrow. Item 1 has an orange bar. Item 2 has a yellow bar and the text "what we found difficult". Item 3 has a green bar. Item 4 has a blue bar and the text "what we need more help with". Item 5 has a pink bar. Item 6 has an orange bar. At the bottom right are three buttons: "dice roller", "Notes", and "Reset".</p>

### Promethean Part Numbers

None: included with Activboard, Activpanel, Large Venue, and Special Edition

### PROMETHEAN, INC.

1165 SANCTUARY PARKWAY, STE 400  
ALPHARETTA, GA 30004

[WWW.PROMETHEANWORLD.COM](http://WWW.PROMETHEANWORLD.COM)

SALES AND SUPPORT: 888-652-2848